



Date: 2010.01.24 Driver: H. WATANABE
 Event: 2010シリーズ戦 Car: G4RS09
 Track: 三河タイガー模型 Weight: 1730g

STANDARD SETUP SHEET

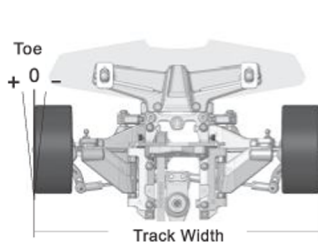
THE POWER OF TEAM MAGIC

TRACK CONDITIONS

Surface: Smooth Med. Bumpy
 Size: Open Med. Tight
 Traction: High Med. Low

Track Temp/Air Temp: ° / °
 Note: _____

FRONT SUSPENSION



Track Width: 200 mm

Anti-Roll Bar: 0°

Diff. Fluid: 30000 wt

One Way

Solid Axle

Toe Angle: 2 °

Front Camber: L -2° R -2°

Front Ride Height: 5 mm

Front Droop: 1 mm

Caster: 2 mm

Offset: +1.50 +0.75

+0.0 -0.75

► TIRE

Manufacture: ZAC

Shore: L 810 R 810

Diameter(Start): L/R 58/58mm

Diameter(Finish): L/R ___/___mm

► SHOCKS

Oil: 600 wt

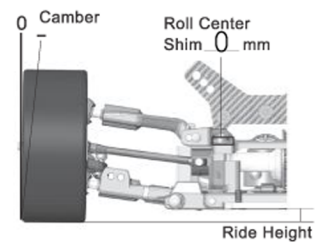
Piston: 2

Spring: 無限ライトブルー

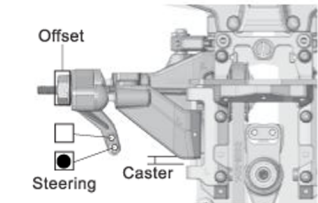
► ACKERMANN



A B C D

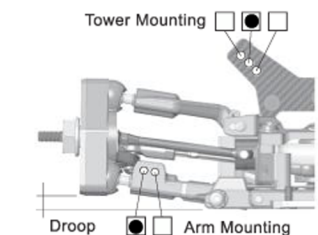


Ride Height



Steering

Caster

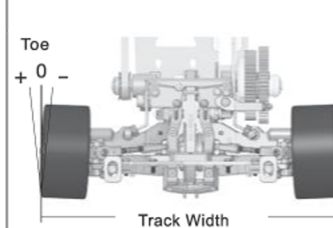


Tower Mounting

Droop

Arm Mounting

REAR SUSPENSION



Track Width: 200 mm

Anti-Roll Bar: Φ2.2

Diff. Fluid: 10000 wt

Solid Axle

Toe Angle: -3 °

Rear Camber: L -3° R -3°

Rear Ride Height: 6 mm

Rear Droop: 2 mm

Offset: +1.50 +0.75

+0.0 -0.75

► TIRE

Manufacture: ZAC

Shore: L 40° R 40°

Diameter(Start): L/R 59/59mm

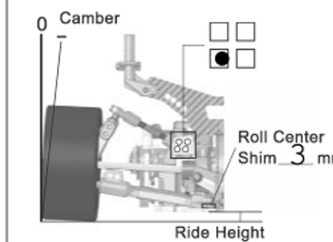
Diameter(Finish): L/R ___/___mm

► SHOCKS

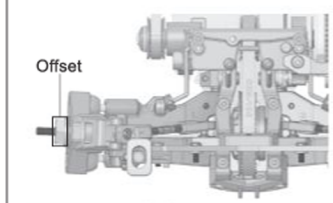
Oil: 600 wt

Piston: 2

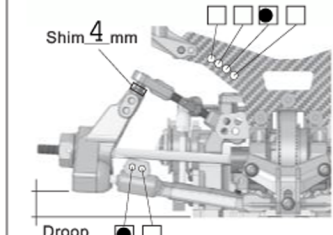
Spring: TM purple



Ride Height




Offset



Shim 4 mm

Droop

ENGINE



Pinion Gear

1st
2nd

Plug

Gear Ratio: 1st 16T/56T

2nd 22T/62T

Clutch Set Type:

3 Shoe Push Type

Clutch Spring: green

Clutch Shoe: yellow

Clearance: 0.4 mm

Engine: OS 12TG

Head Shim: mm

Plug: R5

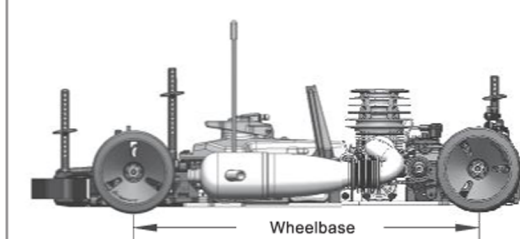
Fuel: NASA

Muffer:

Carb Dia: mm

Note: K14208使用
締込み0.5

WHEELBASE



256 mm

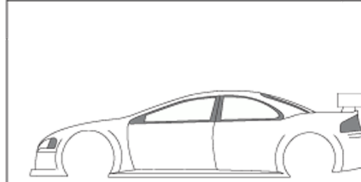
257 mm

258 mm

259 mm

260 mm

BODY



Body: DNA

Wing Height:

Wing Position:

Wing Angle: